

Name:

ID: 3025

Age: 48

Gender: Male

Admin. Date: juni 23, 2004



BarOn Emotional Quotient Inventory

By Reuven Bar-On

Individual Summary Report

The Information given in this report should be used as a means of generating hypotheses and as a guide to assessment. Scores are reported as standard scores: 100 represents effective emotional functioning. Scores greater than 100 represent enhanced emotional functioning, and scores of less than 100 indicate areas that may be improved.

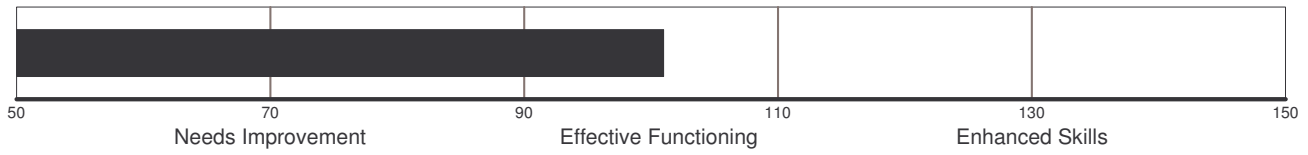


MHS

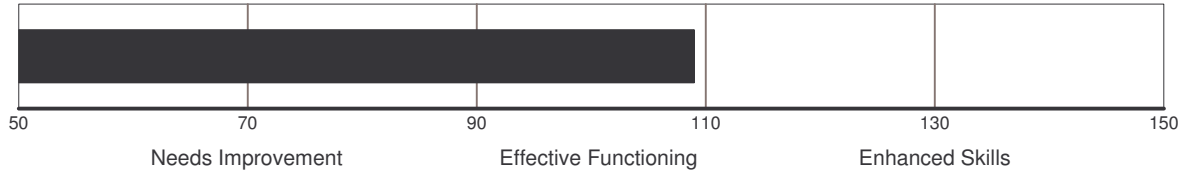
Copyright© 1998 Multi-Health Systems Inc.
908 Niagara Falls Blvd., North Tonawanda, NY 14120-2060
65 Overlea Blvd., Suite 210, Toronto, ON M4H 1P1

Composite Scales

Total EQ 101



IntRApersonal EQ 109



IntERpersonal EQ 98



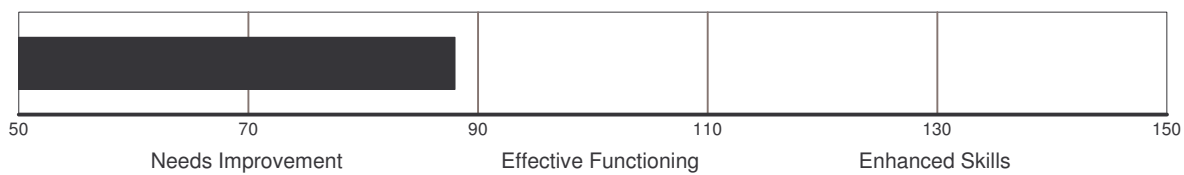
Adaptability EQ 99



Stress Management EQ 94

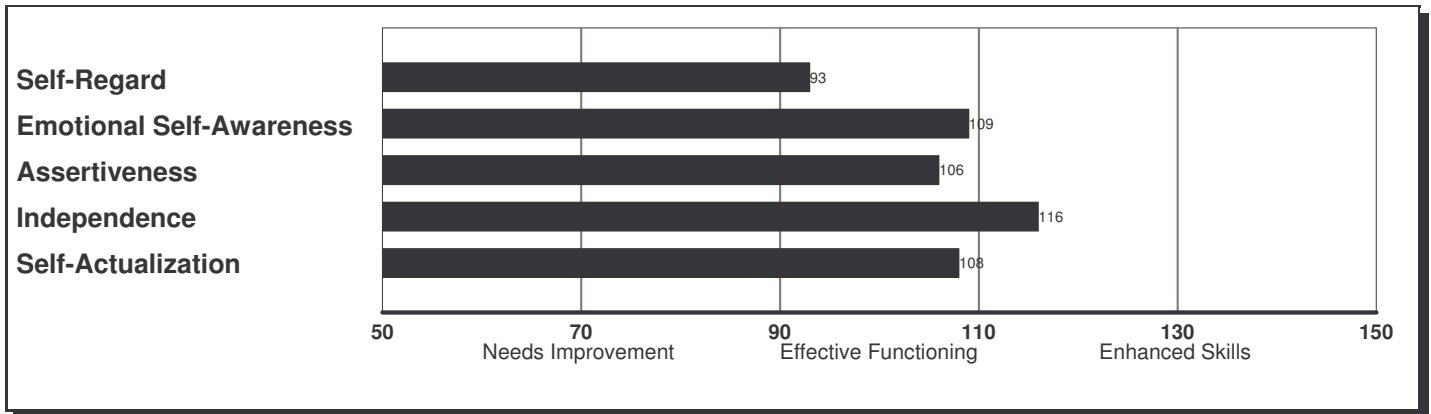


General Mood EQ 88

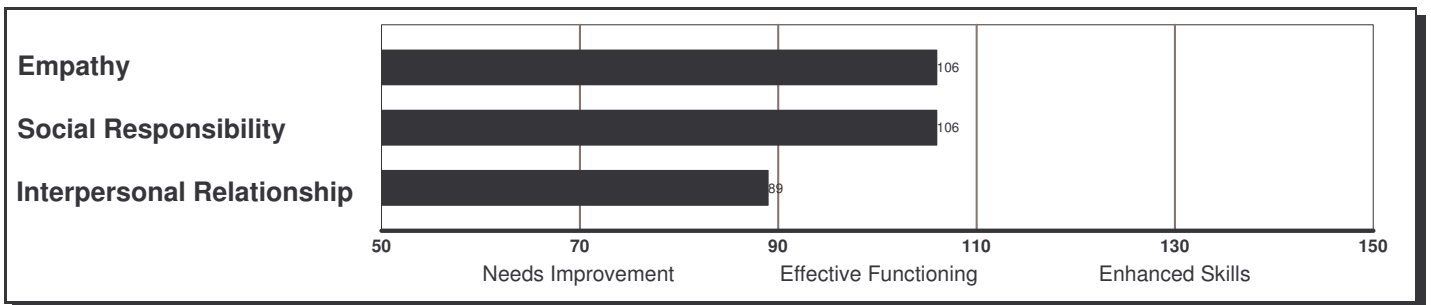


Content Subscales

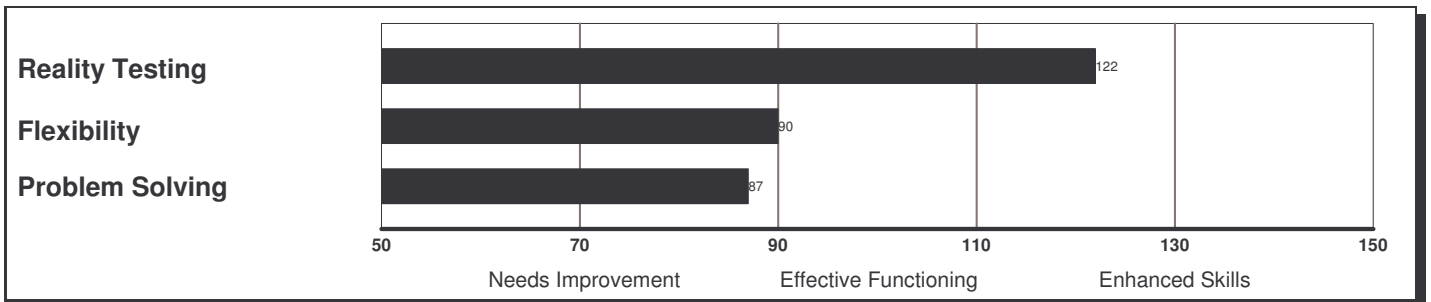
IntRApersonal Scales



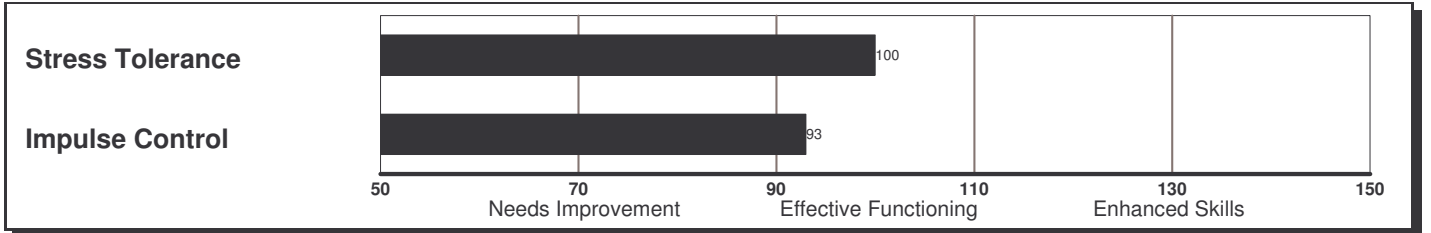
IntERpersonal Scales



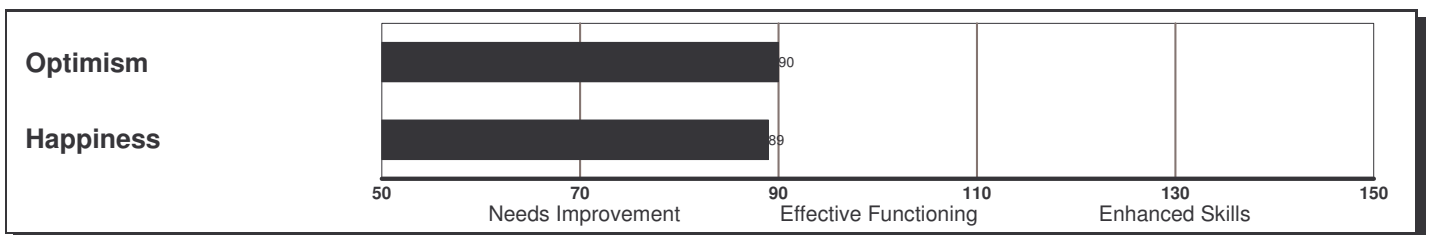
Adaptability Scales



Stress Management Scales



General Mood Scales



Validity Indicators

Validity Comment: The validity measures indicate a valid set of responses.

Impression Positive = 84
Negative = 91

Inconsistency Index: 6

Correction: Type I = 2.90, Type II = 3.80, Type III = 1.60, Type IV = 2.60, Type V = 2.50

Positive Impression (PI) and Negative Impression (NI) Scores:

The scores obtained on the Positive and Negative Impression Scales indicate a realistic and accurate self-appraisal which is not overly positive or negative.

Score Summary	<u>Adjusted Score</u>	<u>Unadjusted Score</u>
Positive Impression		84
Negative Impression		91
Inconsistency Index		6
TOTAL EQ	101	97
INTRAPERSONAL:	109	106
Self-Regard	93	91
Emotional Self-Awareness	109	106
Assertiveness	106	106
Independence	116	116
Self-Actualization	108	106
INTERPERSONAL:	98	95
Empathy	106	106
Social Responsibility	106	105
Interpersonal Relationship	89	87
ADAPTABILITY:	99	96
Reality Testing	122	118
Flexibility	90	87
Problem Solving	87	85
STRESS MANAGEMENT:	94	92
Stress Tolerance	100	96
Impulse Control	93	92
GENERAL MOOD:	88	85
Optimism	90	87
Happiness	89	87

Norm Type: Male age 40-49

Item Responses

Item	Response	Item	Response	Item	Response	Item	Response	Item	Response
1	3	28	3	55	4	82	2	109	3
2	3	29	4	56	2	83	3	110	4
3	1	30	1	57	1	84	5	111	2
4	3	31	3	58	3	85	5	112	5
5	2	32	1	59	3	86	2	113	4
6	4	33	3	60	3	87	3	114	3
7	3	34	3	61	4	88	5	115	1
8	5	35	2	62	3	89	2	116	2
9	3	36	2	63	4	90	4	117	3
10	3	37	3	64	2	91	2	118	2
11	3	38	2	65	3	92	2	119	4
12	1	39	2	66	2	93	2	120	4
13	3	40	3	67	5	94	2	121	2
14	3	41	1	68	1	95	4	122	3
15	3	42	2	69	2	96	3	123	2
16	4	43	3	70	2	97	2	124	4
17	2	44	4	71	1	98	4	125	2
18	2	45	3	72	4	99	3	126	2
19	2	46	2	73	4	100	3	127	2
20	3	47	4	74	3	101	2	128	3
21	2	48	1	75	2	102	3	129	4
22	2	49	2	76	3	103	3	130	2
23	4	50	3	77	2	104	4	131	3
24	2	51	2	78	4	105	4	132	2
25	1	52	2	79	1	106	4	133	5
26	3	53	2	80	4	107	2		
27	2	54	3	81	5	108	4		

5 = Very often true of me or true of me, 4 = Often true of me, 3 = Sometimes true of me, 2 = Seldom true of me, 1 = Very seldom true of me or not true of me, 0 = Omitted item

